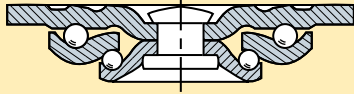


This series is very popular for light industrial and institutional applications. The ½" kingpin and double-ball race construction assure long, trouble free life. **Hi-Lo** casters sport an attractive and durable zinc plated finish.

QUALITY FEATURES:

Construction – heavy gauge cold rolled steel, formed for strength and hardened for long life.



Swivel – hardened and polished steel balls rotate in two coined and hardened raceways.

Kingpin – ½" dia. permanent rivet type.

Axle – ⅜" diameter bolt with lock nut. Spanner bushing over axle except in 3" model.

Wheel Bearings – vary according to type of wheel; see chart.

Lubrication – lubricated at factory; lube axle or hub fitting to wheel bearing on roller bearing models.

OPTIONAL ACCESSORIES

– see pages 18 & 19.

- Wheel Brakes (★-B [3" swivel only], ★-TB [swivels, except 3" models]).
- Thread Guards, for most models.
- Delrin® Bearings (4" & 5" models).


#R-HL-4NF Rigid showing Poly-Tech® wheel



#S-HL-3P Swivel showing wide-face Plastex wheel



#S-HL-4AR Swivel showing Vulcalite™ wheel



#S-HL-4UY-TB Swivel showing Unilast™ wheel and Toe Brake



Wheel Types



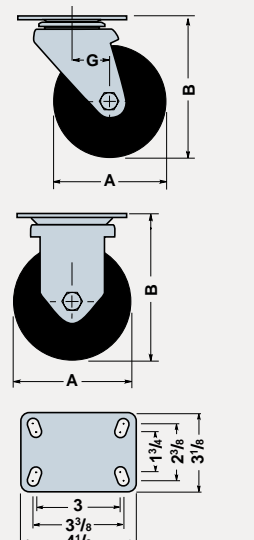
Aqualite® Ebonite Metal Plastex Poly-Tech® Unilast® Versa-Tech® Vulcalite™

★ = available for 1-2 day **PRONTO®** shipment.

Dimensions in Inches

Dia. A	Wheel				Swivel Caster		Rigid Caster		Load Cap. Lbs.	Overall Height B	Swivel Offset G
	Face	Type	Bearing	Replacement Number	Catalog Number	Wt. Lbs.	Catalog Number	Wt. Lbs.			
3	1¼	Plastex*	Roller	W-310-P-¾	★S-HL-3P	2	★R-HL-3P	1¼	400	4	⅝
4	1¼	Unilast**	Roller	W-412-UY-⅝	★S-HL-4UY	2	★R-HL-4UY	1¼	400	5⅞	1½
	1⅝	Poly-Tech®	Ball	W-413-NF-½	★S-HL-4NF	2½	★R-HL-4NF	2	400		
		Versa-Tech®	Ball	W-413-TE-½	★S-HL-4TE	2½	★R-HL-4TE	2	250		
	1½	Aqualite®	Plain	W-415-A-¾	★S-HL-4A	2½	★R-HL-4A	2	400		
		Ebonite	Oiless	W-415-EO-¾	★S-HL-4EO	2½	★R-HL-4EO	2½	300		
		Flexonite	Oiless	W-415-FO-¾	★S-HL-4FO	2½	★R-HL-4FO	2½	200		
		Metal	Roller	W-415-M-¾	S-HL-4M	3¾	R-HL-4M	3½	400		
		Plastex*	Roller	W-415-P-¾	★S-HL-4P	2½	★R-HL-4P	2½	375		
		Vulcalite™	Ball	W-415-AR-¾	★S-HL-4AR	2½	★R-HL-4AR	2½	200		
	5	1⅝	Poly-Tech®	Ball	W-513-NF-½	★S-HL-5NF	2½	★R-HL-5NF	2¼		
Versa-Tech®			Ball	W-513-TE-½	★S-HL-5TE	2½	★R-HL-5TE	2¼	275		
1½		Aqualite®	Plain	W-515-A-¾	★S-HL-5A	2½	★R-HL-5A	2¼	400		
		Ebonite	Oiless	W-515-EO-¾	★S-HL-5EO	3	★R-HL-5EO	2¾	400		
		Flexonite	Oiless	W-515-FO-¾	★S-HL-5FO	3	★R-HL-5FO	2¾	240		
		Metal	Roller	W-515-M-¾	S-HL-5M	4½	R-HL-5M	4¼	400		
		Plastex	Roller	W-515-P-¾	★S-HL-5P	3	★R-HL-5P	2¾	400		
		Vulcalite™	Roller	W-515-AR-¾	★S-HL-5AR	3¾	★R-HL-5AR	3	240		

* These wheels lubricated through lube axle.



MOUNTING PLATE
3⅞" x 4⅞" (swivel and rigid). Holes slotted 2⅝" x 3⅞" to 1¼" x 3". Bolt size ⅝".