

Hamilton announces the new **Super Endurance™ Series** casters that represent the "best of breed" in kingpinless-style design for extra heavy-duty applications. The **Super Endurance™** represents a beefed up version of our standard **Endurance™ Series** found on page 36. Like the standard **Endurance™ Series**, the top plate and inner raceway are formed from one piece, providing a superior raceway for shock conditions. Once formed, the raceways are CNC-machined and then induction hardened to ensure a uniform depth in hardness of the swivel raceway. The induction hardening and the CNC-machining together produce an excellent swiveling caster under extreme loads. A sealing cap is welded to outer race to assure protection from foreign material and keeps grease in the raceway.

All **Super Endurance™ Series** casters are finished in bright zinc plating and come standard with a choice of eight different wheel types. Standard bearing selections include double sealed precision ball bearings, precision tapered bearings, or straight roller bearings.

OPTIONAL ACCESSORIES

– see pages 18 & 19.

- Swivel Locks – ★ 4-position field installable (-4SL)
- Wheel Brakes – ★ Foot Contact Brake (-ZB [not ★ with tapered bearings])
- Wheel Bearing Seals – for roller or tapered type (-BS/-DS).

QUALITY FEATURES:

Swivel Construction – forged steel top plate and fork base; 3/8" x 3" plate steel legs welded inside and outside to forged steel horn base. Finished in bright zinc plate.

Load Bearing – 3 1/2" diameter induction hardened and CNC-machined raceway with 1/2" balls.

Axle – 3/4" dia. hex head with lock nut.

Wheel Bearings –

- **Precision Ball Bearings:** (superior rollability & no greasing required) rotate on (2) 25 mm O.D. x 3/4" I.D. x 1 3/4" long top hat spanners standard in **Duralast®** and **Poly-Soft®** wheels.

- **Tapered Roller Bearings:** (best for towing and side thrust applications) 3/4" mounted directly on axle, available in **Duralast®, Poly-Soft®, Superlast®** & Forged Steel wheels.

- **Straight Roller Bearings:** 1" hardened and ground rollers rotate on 1" O.D. x 3/4" I.D. hardened and ground steel spanner bushing standard in Metal, Plastex, **Superlast®**, Forged Steel, & M.O. Rubber wheels.

Lubrication Fittings – ball-check type in swivel assembly and wheel hub.



Wheel Types

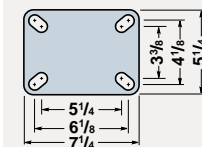
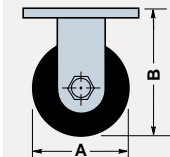
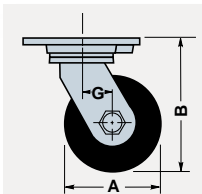


Automotive Duralast® Forged Steel Metal Plastex Poly-Soft® M.O. Rubber Superlast®

Dimensions in Inches

★ = available for 1-2 day **PRONTO®** shipment.

Dia. A	Face	Wheel			Swivel Caster			Rigid Caster			Load Cap. Lbs.	Overall Height B	Swivel Offset G
		Type	Replacement Number	Catalog No. Roller/Prec. BB	Catalog No. Tapered Brgs.	Wt. Lbs.	Catalog No. Roller/Prec. BB	Catalog No. Tapered Brgs.	Wt. Lbs.				
6	3	Duralast®	W-630-DB-3/4	★S-SEC-63DB	★S-SEC-63DT	25	★R-SEC-63DB	★R-SEC-63DT	21	2200	8	2 3/8	
		Forged Steel	W-630-FSH-1	★S-SEC-63FSH	★S-SEC-63FST	33	★R-SEC-63FSH	★R-SEC-63FST	29	4500			
		Metal	W-630-M-1	★S-SEC-63MH	S-SEC-63MT	25	★R-SEC-63MH	R-SEC-63MT	21	2500			
		Plastex †*	W-630-P-1	★S-SEC-63PH	S-SEC-63PT	21	★R-SEC-63PH	R-SEC-63PT	17	2000			
		Poly-Soft®	W-630-SPB-3/4	★S-SEC-63SPB	★S-SEC-63SPT	25	★R-SEC-63SPB	★R-SEC-63SPT	21	1800			
		M.O. Rubber	W-630-R-1	★S-SEC-63RH	S-SEC-63RT	25	★R-SEC-63RH	R-SEC-63RT	21	680			
8	3	Duralast®	W-830-DB-3/4	★S-SEC-83DB	★S-SEC-83DT	31	★R-SEC-83DB	★R-SEC-83DT	27	2500	10 1/2	2 3/4	
		Forged Steel	W-830-FSH-1	★S-SEC-83FSH	★S-SEC-83FST	34	★R-SEC-83FSH	★R-SEC-83FST	30	4800			
		Metal	W-830-M-1	★S-SEC-83MH	S-SEC-83MT	32	★R-SEC-83MH	R-SEC-83MT	28	2600			
		Plastex †*	W-830-P-1	★S-SEC-83PH	S-SEC-83PT	23	★R-SEC-83PH	R-SEC-83PT	19	3000			
		Poly-Soft®	W-830-SPB-3/4	★S-SEC-83SPB	★S-SEC-83SPT	31	★R-SEC-83SPB	★R-SEC-83SPT	27	2000			
		M.O. Rubber	W-830-R-1	★S-SEC-83RH	S-SEC-83RT	30	★R-SEC-83RH	R-SEC-83RT	26	840			
		Superlast®	W-830-SYH-1	★S-SEC-83SYH	★S-SEC-83SYT	40	★R-SEC-83SYH	★R-SEC-83SYT	36	3500			
10	3	Automotive	W-1031-EHY-1	X	S-SEC-13EYT	41	X	R-SEC-13EYT	37	3700	12 1/2	2 3/4	
		Duralast®	W-1030-DB-3/4	★S-SEC-13DB	★S-SEC-13DT	35	★R-SEC-13DB	★R-SEC-13DT	31	3000			
		Forged Steel	W-1030-FSH-1	★S-SEC-13FSH	★S-SEC-13FST	42	★R-SEC-13FSH	★R-SEC-13FST	38	5000			
		Metal	W-1030-M-1	★S-SEC-13MH	S-SEC-13MT	34	★R-SEC-13MH	R-SEC-13MT	30	2600			
		Plastex	W-1030-P-1	★S-SEC-13PH	S-SEC-13PT	30	★R-SEC-13PH	R-SEC-13PT	24	2900			
		Poly-Soft®	W-1030-SPB-3/4	★S-SEC-13SPB	★S-SEC-13SPT	35	★R-SEC-13SPB	★R-SEC-13SPT	31	2400			
M.O. Rubber	W-1030-R-1	★S-SEC-13RH	S-SEC-13RT	31	★R-SEC-13RH	R-SEC-13RT	27	1000					
12	3	Duralast®	W-1230-DB-3/4	★S-SEC-12DB	★S-SEC-12DT	54	★R-SEC-12DB	★R-SEC-12DT	50	3500	15 1/2	2 3/8	
		Metal	W-1230-M-1	★S-SEC-12MH	S-SEC-12MT	42	★R-SEC-12MH	R-SEC-12MT	38	2500			
		Plastex	W-1230-P-1	★S-SEC-12PH	S-SEC-12PT	29	★R-SEC-12PH	R-SEC-12PT	25	3500			
		Poly-Soft®	W-1230-SPB-3/4	★S-SEC-12SPB	★S-SEC-12SPT	54	★R-SEC-12SPB	★R-SEC-12SPT	50	2800			
		M.O. Rubber	W-1230-R-1	★S-SEC-12RH	S-SEC-12RT	36	★R-SEC-12RH	R-SEC-12RT	32	1140			



MOUNTING PLATE 5 1/4" x 7 1/4" with holes slotted 3 3/8" x 5 1/4" to 4 1/8" x 6 1/8" for 1/2" bolts.

‡ With straight roller or precision ball bearings. For catalog number of corresponding tapered bearing wheels, consult factory.

† Straight-sided wheel.

* This wheel lubricated through lube axle.

SUPER ENDURANCE CASTERS